



# AB Tax-Aware™ Long Municipal ETF

Ticker: TAFL

### Key Facts

- Assets (USD Mil.): \$29.79
- Benchmark: Bloomberg 20 Year (17-22) Municipal Index
- Distribution Frequency: Monthly
- Expense Ratio as of 03/31/2025
  - 0.28%
- CUSIP: 00039J871
- Inception Date: 12/12/2023
- Listing Date: 12/13/2023
- Morningstar Category: Muni National Long
- Exchange: NYSE Arca

### Portfolio Management

#### Industry Experience

**Daryl Clements**, 34 years  
**Matthew Norton**, 20 years  
**Andrew Potter**, 18 years

Portfolio Statistics <sup>1</sup>	
Total Number of Holdings	89
Effective Duration	9.19 Yrs.
Average Maturity	11.04 Yrs.
Average Bond Price	\$100.83
AMT Exposure	13.19%

Holdings are subject to change. For current holdings go to [abfunds.com/go/TAFL](http://abfunds.com/go/TAFL).

### Primary Investments

- Will have a minimum of 80% in municipal bonds and a maximum of 20% in taxable bonds
- Invests selectively in municipal credit
- Targets a duration between 7-14 years

### Fund Overview

- An actively managed, long-duration municipal bond ETF that possesses enhanced flexibility to seek asset stability with attractive after-tax returns
- Uses an innovative structure to balance three distinctive return sources designed to help boost returns: high-grade municipals, municipal credit, and taxable bonds
- Strives to manage interest-rate exposure, with the ability to invest in lower-rated munis and corporate bonds
- Leverages the strength of AB's award-winning, fixed-income platform

### Average Annual Total Return

	QTD	YTD	1 Yr.	3 Yrs.	5 Yrs.	10 Yrs.	Since Inception <sup>2</sup>
TAFL @ NAV	-0.51	-0.51	1.64	-	-	-	3.11
TAFL @ Market Price	-0.55	-0.55	1.28	-	-	-	3.23
Bloomberg 20 Year (17-22) Municipal Index	-1.29	-1.29	0.37	-	-	-	1.64
Morningstar Muni National Long Category	-0.64	-0.64	1.45	-	-	-	2.96

Average ETF SEC Yield of the Morningstar Muni National Long Category : 3.76%

SEC Taxable-Equivalent Yield at 35% (30-day)<sup>3</sup>: 6.52%

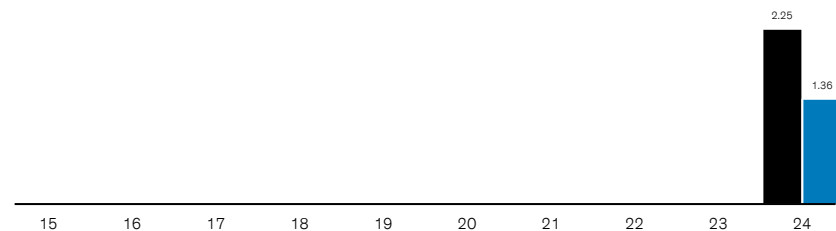
SEC Taxable-Equivalent Yield at 37% (30-day)<sup>3</sup>: 6.73%

SEC Current Yield (30-day)<sup>3</sup>: 4.24%

Past performance does not guarantee future results. The performance shown above represents past performance and does not guarantee future results. Current performance may be lower or higher than the performance information shown. You may obtain performance information current to the most recent month-end by visiting [abfunds.com](http://abfunds.com). The investment return and principal value of an investment in the Portfolio will fluctuate, so that your shares, when redeemed, may be worth more or less than their original cost.

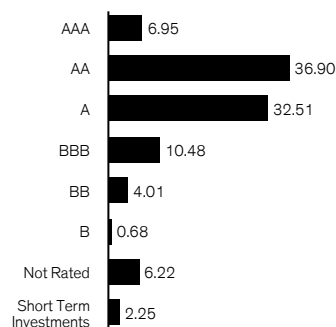
### Annual Performance: Total Return @NAV (%)

■ Portfolio ■ Benchmark

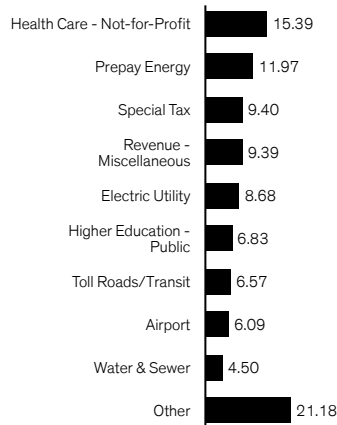


Past performance is no guarantee of future results. You cannot invest directly in a market index.

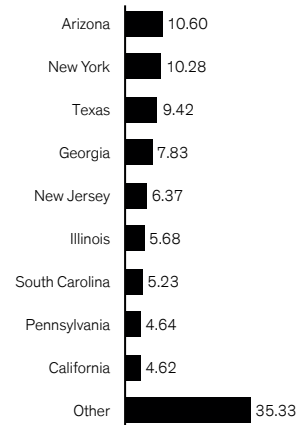
### Quality Breakdown (%)<sup>4,5</sup>



**Industry Breakdown (%)<sup>4</sup>**



**State Breakdown (%)<sup>4</sup>**



**Investing in securities involves risk and there is no guarantee of principal.** Shares of the ETF may be bought or sold throughout the day at their market price on the exchange on which they are listed. The market price of an ETF's shares may be at, above or below the ETF's net asset value ("NAV") and will fluctuate with changes in the NAV as well as supply and demand in the market for the shares. Shares of the ETF may only be redeemed directly with the ETF at NAV by Authorized Participants, in very large creation units. There can be no guarantee that an active trading market for the Fund's shares will develop or be maintained, or that their listing will continue or remain unchanged. Buying or selling the Fund's shares on an exchange may require the payment of brokerage commissions and frequent trading may incur brokerage costs that detract significantly from investment returns.

**1 Effective Duration** measures the sensitivity of a portfolio's price to interest rate movements. **Average Maturity** is the length to maturity, calculated by taking the average length by weighting in a portfolio. **Average Bond Price** is the weighted average price of all bonds in a portfolio. **AMT Exposure** measures the portfolio's exposure to the Alternative Minimum Tax. **2** The Fund's NAV Since Inception date is 12/12/23 and Market Price listing date is 12/13/23, and are the dates used to calculate since inception annualized performance. **3** The 30-Day Yield represents net investment income earned by the Fund over the last 30-Day period, expressed as an annual percentage rate based on the Fund's share price at the end of the 30-Day period. **4** Holdings are expressed as a percentage of total net assets and may vary over time. They are provided for informational purposes only and should not be deemed as a recommendation to buy or sell the securities mentioned. **5** The highest of S&P, Moody's, Fitch, Kroll Bond Rating Agency, LLC and DBRS Morningstar but may rely on ratings from other nationally recognized statistic rating organizations (NRSROs). Not-rated securities are those rated by another NRSRO. Credit quality measures the creditworthiness and risk of a bond or portfolio, based on the issuer's financial condition. AAA is highest and D is lowest. Ratings may not accurately reflect credit risk and are subject to change. If applicable, the Pre-Refunded category includes bonds which are secured by US Government Securities and therefore are deemed high-quality investment grade by the Adviser. **Sources:** FactSet, Morningstar Inc., and AB. Bloomberg 20 Year (17-22) Municipal Index is a rules-based, market-value-weighted index engineered for the long-term tax-exempt bond market. For more information on the Fund's applicable broad-based index, please consult the (Semi-)Annual Shareholder Reports. Investors cannot invest directly in indices or averages, and their performance does not reflect fees and expenses or represent the performance of any AB fund. **A WORD ABOUT RISK: Active Trading Market Risk:** The Fund expects to engage in active and frequent trading, which will increase the portfolio turnover rate. A higher portfolio turnover increases transaction costs and may negatively affect the Fund's return. **Authorized Participant Risk:** Only a limited number of financial institutions that enter into an authorized participant relationship with the Fund ("Authorized Participants") may engage in creation or redemption transactions. If the Fund's Authorized Participants decide not to create or redeem shares, Fund shares may trade at a larger premium or discount to the Fund's NAV, or the Fund could face trading halts or de-listing. **Below Investment Grade Securities Risk:** Investments in fixed-income securities with lower ratings (commonly known as junk bonds) are subject to a higher probability that an issuer will default or fail to meet its payment obligations. These securities may be subject to greater price volatility due to such factors as specific municipal or corporate developments and negative performance of the junk bond market generally and may be more difficult to trade than other types of securities. **Cash Transactions Risk:** The Fund intends to effectuate all or a portion of the issuance and redemption of Creation Units for cash, rather than in-kind securities. As a result, an investment in the Fund may be less tax-efficient than an investment in an ETF that effectuates its Creation Units only on an in-kind basis. **Credit Risk:** A bond's credit rating reflects the issuer's ability to make timely payments of interest or principal—the lower the rating, the higher the risk of default. If the issuer's financial strength deteriorates, the issuer's rating may be lowered and the bond's value may decline. **Derivatives Risk:** Derivatives may be more sensitive to changes in market conditions and may amplify risks. **Duration Risk:** Fixed-income securities with longer durations have more interest rate risk and will decrease in price as interest rates rise. **ETF Share Price and Net Asset Value Risk:** The Fund's shares are listed for trading on the NYSE Arca, Inc. (the "Exchange"). Shares are bought and sold in the secondary market at market prices. The NAV of the Fund will fluctuate with changes in the market value of the Fund's holdings. The Fund's NAV is calculated once per day, at the end of the day. The market price of a share on the Exchange could be higher than the NAV (premium), or lower than the NAV (discount) and may fluctuate during the trading day. When all or a portion of the Fund's underlying securities trade in a market that is closed when the market for the Fund's shares is open, there may be differences between the current value of a security and the last quoted price for that security in the closed local market, which could lead to a deviation between the market value of the Fund's shares and the Fund's NAV. Disruptions in the creations and redemptions process or the existence of extreme market volatility could result in the Fund's shares trading above or below NAV. As the Fund may invest in securities traded on foreign exchanges, Fund shares may trade at a larger premium or discount to the Fund's NAV than shares of other ETFs. In addition, in stressed market conditions, the market for Fund shares may become less liquid in response to deteriorating liquidity in the markets for the Fund's underlying portfolio holdings. **Illiquid Investment Risk:** Illiquid investments risk exists when certain investments are or become difficult to purchase or sell. Difficulty in selling such investments may result in sales at disadvantageous prices affecting the value of your investment in the Fund. **Inflation Risk:** Prices for goods and services tend to rise over time, which may erode the purchasing power of investments. **Interest Rate Risk:** As interest rates rise, bond prices fall and vice versa—long-term securities tend to rise and fall more than short-term securities. **Leverage Risk:** Trying to enhance investment returns by borrowing money or using other leverage tools—magnify both gains and losses, resulting in greater volatility. **Management Risk:** The Fund is subject to management risk because it is an actively-managed investment fund. **Market Risk:** The market values of the portfolio's holdings rise and fall from day to day, so investments may lose value. **Municipal Market Risk:** Economic conditions, political or legislative changes, public health crises, uncertainties related to the tax status of municipal securities, or the rights of investors in these securities may negatively impact the yield or value of a municipal security. **Tax Risk:** The US Government and the US Congress may periodically consider changes in federal tax law that could limit or eliminate the federal tax exemption for municipal bond income, which would in effect reduce the income received by shareholders from the Fund by increasing taxes on that income. **Variable and Floating-Rate Securities Risk:** Variable and floating-rate securities pay interest at rates that are adjusted periodically, according to a specific formula. Because the interest rate is reset only periodically, changes in the interest rate on these securities may lag behind changes in the prevailing market interest rates. The value of the security may rise or fall depending on changes in interest rates between periodic resets. **When-Issued and Forward Commitment Risks:** These securities are purchased before the securities are actually issued or delivered. These securities are subject to the risk that, when delivered, they will be worth less than the agreed-upon purchase price.

**Investors should consider the investment objectives, risks, charges and expenses of the Fund/Portfolio carefully before investing. For copies of our prospectus or summary prospectus, which contain this and other information, visit us online at abfunds.com or contact your AB representative. Please read the prospectus and/or summary prospectus carefully before investing.**

AllianceBernstein L.P. (AB) is the investment adviser for the Fund. Distributed by Foreside Fund Services, LLC. Foreside is not related to AB.

The [A/B] logo and AllianceBernstein® are registered trademarks used by permission of the owner, AllianceBernstein L.P. © 2025 AllianceBernstein L.P. abfunds.com

Investment Products Offered: Are Not FDIC Insured • May Lose Value • Are Not Bank Guaranteed